

Community of Practice

Updates to GCworkplace
Design Tools

April 23, 2024



Agenda

Technical Reference Manual Updates

1

- Accessible Design in the Built Environment
- Kitchenettes
- Equipment Areas

Space Planning Workbook Updates + Demo

2

- Workpoint Ratio Updates
- Space Planning Workbook Demo

IT-Bundle of Goods Overview of Technology + Design

3

- Why an IT-BOG
- Workpoints + Technology
- Future of Design + Technology

Real Property Institute of Canada Updates

4

- RPIC workplace events

Find our Tools Here...

Internal Access:




GCpedia:

[GCworkplace design - GCpedia](#)



External + Internal Access:



GCwiki:

[Interior Design Resource Centre - wiki \(gccollab.ca\)](#)



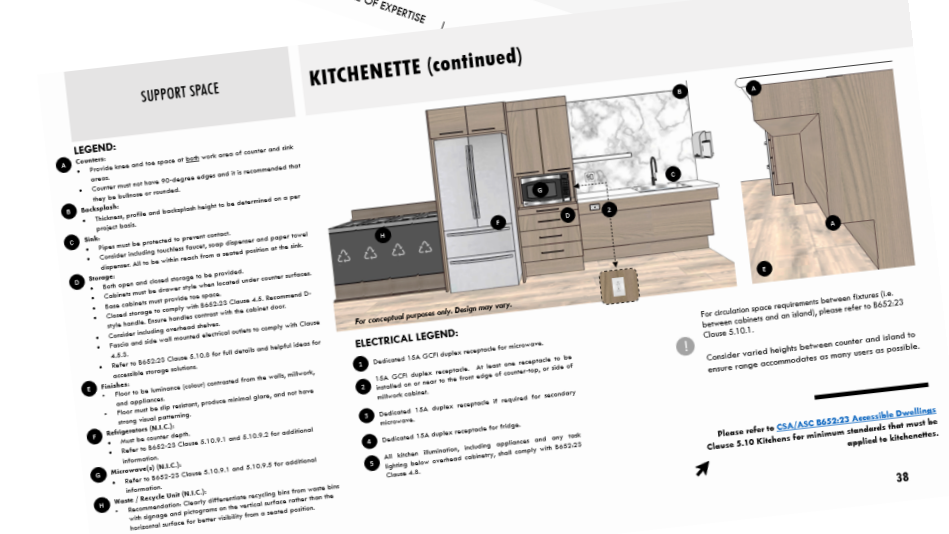
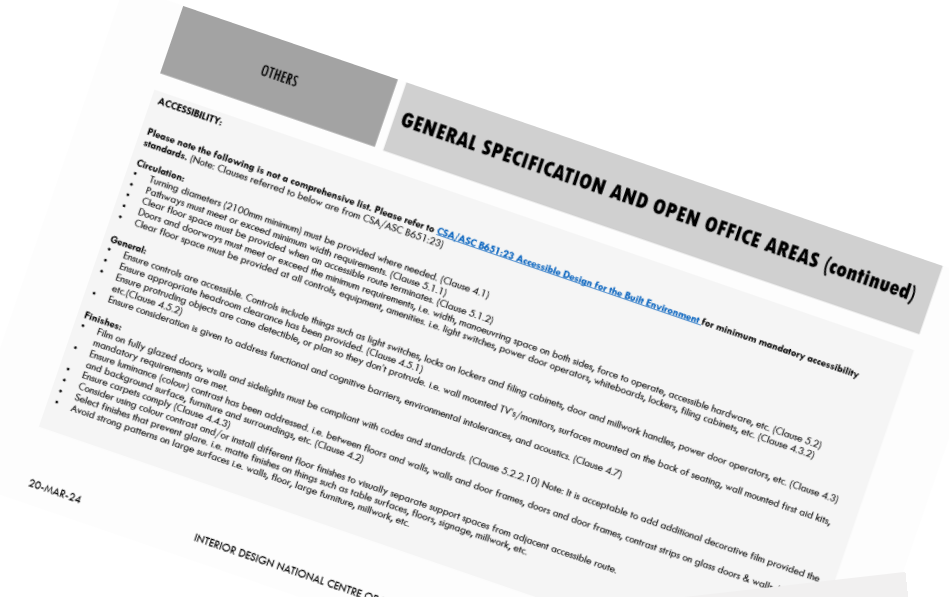
1 Technical Reference Manual Updates

Introduction (Page 5 & 6):

- New Guidance on [CSA/ASC B651:23 Accessible Design for the Built Environment](#) regarding:
 - Circulation
 - Finishes
 - Work points
 - Furniture and Planning Considerations

Kitchenette & Equipment Areas:

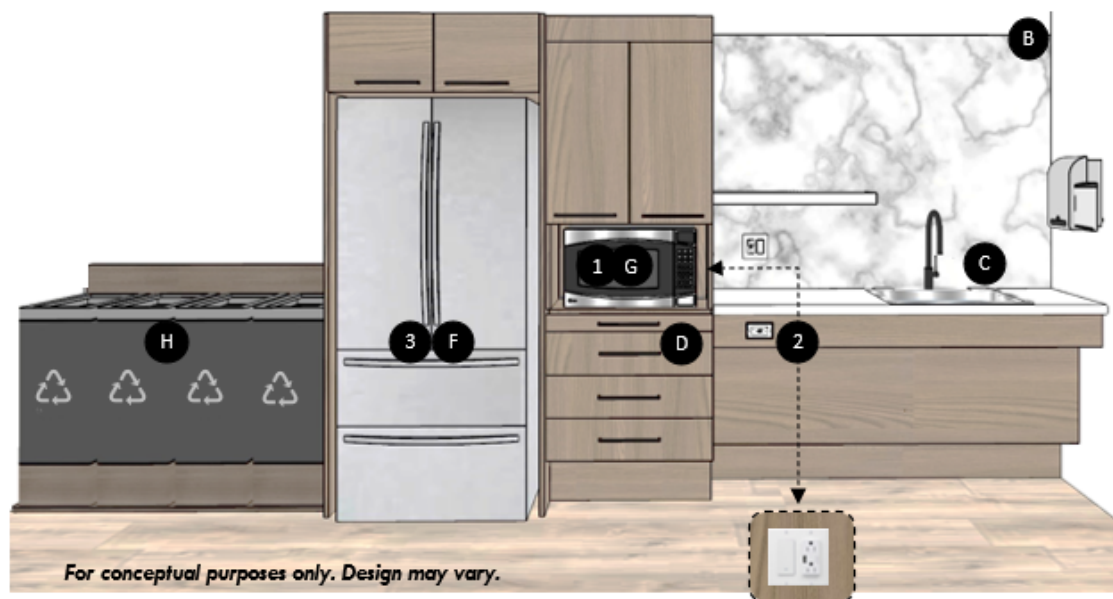
- Updated to reflect [CSA/ASC B652:23 Accessible Dwellings](#) Clause 5.10 Kitchens for minimum standards that must be applied to Kitchenettes and Equipment Areas
- 3D Conceptual Typical have been updated



SUPPORT SPACE

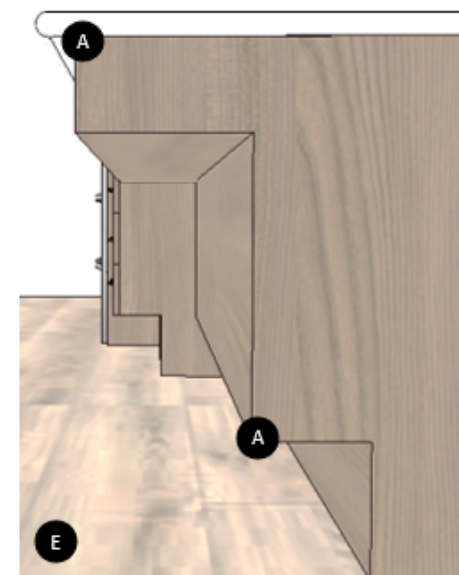
KITCHENETTE (continued)

- A Counters:**
 - Provide knee and toe space at **both** work area of counter and sink areas. Refer to B652:23 Clause 5.10.6.
 - Choose matte counter surface to minimize glare.
 - Counter must not have 90-degree edges and it is recommended that they be bullnose or rounded.
- B Backsplash:**
 - Thickness, profile and backsplash height to be determined on a per project basis.
- C Sink:**
 - Pipes must be protected to prevent contact.
 - Consider including touchless faucet, soap dispenser and paper towel dispenser. All to be within reach from a seated position at the sink. Refer to B652:23 Clause 4.5 for more details.
- D Storage:**
 - Both open and closed storage to be provided.
 - Cabinets must be drawer style when located under counter surfaces.
 - Base cabinets must provide toe space.
 - Recommend D-style handle. Ensure handles contrast with the cabinet door. Refer to B652:23 Clause 4.5 for more information.
 - Fascia and/or side wall mounted electrical outlets and light switches to comply with Clause 4.5.
 - Refer to B652:23 Clause 5.10.8 for full details and helpful ideas for accessible storage solutions.
- E Finishes:**
 - Floor to be luminance (colour) contrasted from the walls, millwork, and appliances.
 - Floor must be slip resistant, produce minimal glare, and not have strong visual patterning.
 - Millwork to not have strong visual patterning.
- F Refrigerators (N.I.C.):**
 - Must be counter depth.
 - Refer to B652:23 Clause 5.10.9.1 and 5.10.9.2 for additional information.
- G Microwave(s) (N.I.C.):**
 - Refer to B652:23 Clause 5.10.9.1 and 5.10.9.5 for additional information.
 - A pull-out shelf under the microwave, matching its width or wider, and extending at least 250mm, is an acceptable alternative to counter space on the latch side.
- H Recycling Center (N.I.C.)**



ELECTRICAL LEGEND:

- 1** Dedicated 15A GCFI duplex receptacle for microwave.
- 2** Accessible 15A GCFI duplex receptacles and task light switch. Refer to B652:23 Clause 5.10.5 and 4.5. Dedicated 15A duplex receptacle if required for secondary microwave.
- 3** Dedicated 15A duplex receptacle for fridge.
- 4** All kitchen illumination, including general and any task lighting below overhead cabinetry, shall comply with B652:23 Clause 4.8.



2100mm by 2100mm clear floor space must be provided within kitchenette. Refer to B652:23 Clause 5.10.1.

- ! Ensure that appliances are ordered with the appropriate door swing for the design.

Consider varied heights between counter and island to ensure range accommodates as many users as possible.

Please refer to [CSA/ASC B652:23 Accessible Dwellings Clause 5.10 Kitchens](#) for minimum standards that must be applied to kitchenettes.



SUPPORT SPACE

EQUIPMENT AREA

Counters:

- If surface will be used for collating documents, recommend including knee and toe space at a section of the counter. Refer to B652:23 Clause 5.10.6.
- Counter must not have 90-degree edges and it is recommended that they be bullnose or rounded.
- Choose matte counter surface to minimize glare.

Storage:

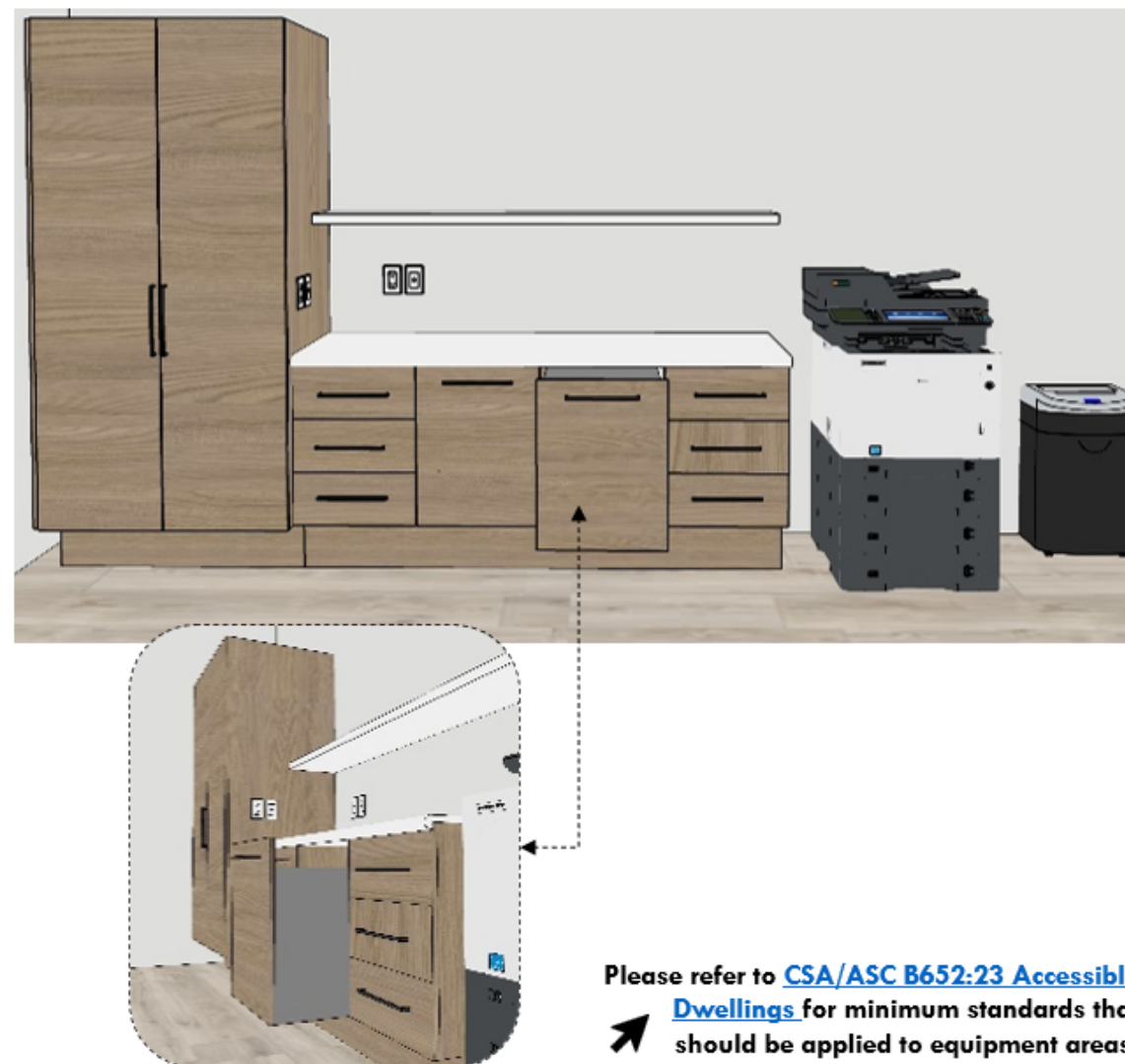
- Cabinets must be drawer style when located under counter surfaces.
- Base cabinets must provide toe space.
- Recommend D-style handle. Ensure handles contrast with the cabinet door. Refer to B652:23 Clause 4.5.
- Consider including overhead shelves so open and closed options are available.
- If outlets at counter height are provided, install at least one on fascia or side wall. Refer to B652:23 Clause 4.5.
- Refer to B652:23 Clause 5.10.8

Finishes:

- Floor to be luminance (colour) contrasted from the walls and millwork.
- Floor must be slip resistant, produce minimal glare, and not have strong visual patterning.
- Avoid strong visual patterning on millwork

Circulation Space:

- Include clear floor area of 2100mm x 2100mm. Refer to B652:23 Clause 5.10.1.



Please refer to [CSA/ASC B652:23 Accessible Dwellings](#) for minimum standards that should be applied to equipment areas.

② Space Planning Workbook Updates

Individual Workpoints:

- Study: Quantity has reduced by 3 work points for all activity profiles. Minimum changed to 4.
- Focus Pods: Increased suggested size to 4.0m², minimum changed to 0.
- Phone Room / Phone booths: Suggested size changed from 5.0m² to 6.5m².


Collaborative Workpoints:

- Chat points: Standard allocation has changed to 0, minimum changed to 0.
- Huddles: Increased suggested size to 7.0m².
- Teaming Areas: Quantity of work point has reduced by 50% for all activity profiles.
- Lounge: minimum changed to 1.

Support Spaces:

- Wellness Rooms: Ratio changed from 1 room per 50 occupants to 1 room per 100 occupants.
- Equipment Rooms: Ratio changed from 1 room per 50 occupants to 1 room per 100 occupants.
- Locker Units: Minimum reduced by 50%.

② Space Planning Workbook Demo



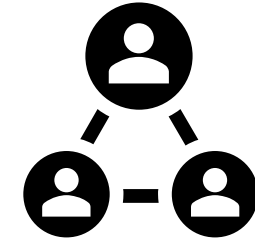
[GCworkspace_Space_Planning_Workbook_EN.xlsm \(live.com\)](#)



— ③ IT- Bundle of Goods (BOG) Overview of Technology and Design



3 Why an IT-BOG?



The future of work is a mobile, flexible, employee-centered hybrid model of work.

To enable this vision with standardized workplace modernization, the authority granted by the TB Sub was exercised for implementation of GCworkplace Fit-up Standards, including the IT-BOG.

Through the Treasury Board submission PSPC has the authority to fund the initial fit up with IT equipment and develop procedures in support of:


- Procurement of equipment
- Standardization of what is included
- Streamlined user experience and increase ease of use
- Unified maintenance of the equipment

3 What are examples of the options for individual workpoints?

Pending the space and furniture, primary individual workpoints, both open and enclosed, are currently equipped with:

- One 34-inch or two 24-inch high-definition monitors
- Docking station/port replicator

Certain workpoints (e.g., secondary points, work pods, phone booths, etc.) do not have monitors and users bring their own device/laptop)



③ What are examples of the options for meeting rooms and collaboration areas?

Meeting Rooms



2 or 3 displays of 50-85 inches as well as a conferencing set-up with camera, microphone and speaker

Open Collaboration



34 to 65-inch wall mount or mobile stand monitor

Closed Collaboration



34 to 65-inch 4K display and port replicator and an all-in-one sound bar with camera, microphone and speaker

3 The Future of Design and Technology

Design based around the technology that enables the function of the room - supporting a hybrid work model and in-office space requirements in the evolving GCworkplace.

- 1 How will the space be used?
- 2 What technology is required for these activities?
- 3 What design enables the space to function?



3 What are some future considerations?

Design works in partnership with technology to meet the function requirements of the space:

- Establish Workplace Technology National Center of Expertise (WTNCoE) and embed in Community of Practice (CoP)
- Create a unified Procurement Tool
- Unified Technical Support Model
- Unified Asset and Lifecycle Management Process



RPIC Workplace Events



RPIC
Real Property
Institute of Canada

IBIC
Institut des biens
immobiliers du Canada

2024 WORKPLACE WEDNESDAYS

*The 2024 Workplace Wednesdays will each feature a timely workplace topic, such as human-centred design principles, looking beyond the occupancy data, change management, and workplace strategy following the **theme of Journey**.*



MAY 8, JUNE 12, SEPT. 11, AND NOV. 13
1 PM TO 2 PM EST



HOSTED ONLINE

REGISTER TODAY!



Thank You!

For inquiries or comments, email us at:

**[TPSGC.SIMilieudeTravailGC-
RPSGCWorkplace.PWGSC@tpsgc-pwgsc.gc.ca.](mailto:TPSGC.SIMilieudeTravailGC-RPSGCWorkplace.PWGSC@tpsgc-pwgsc.gc.ca)**

