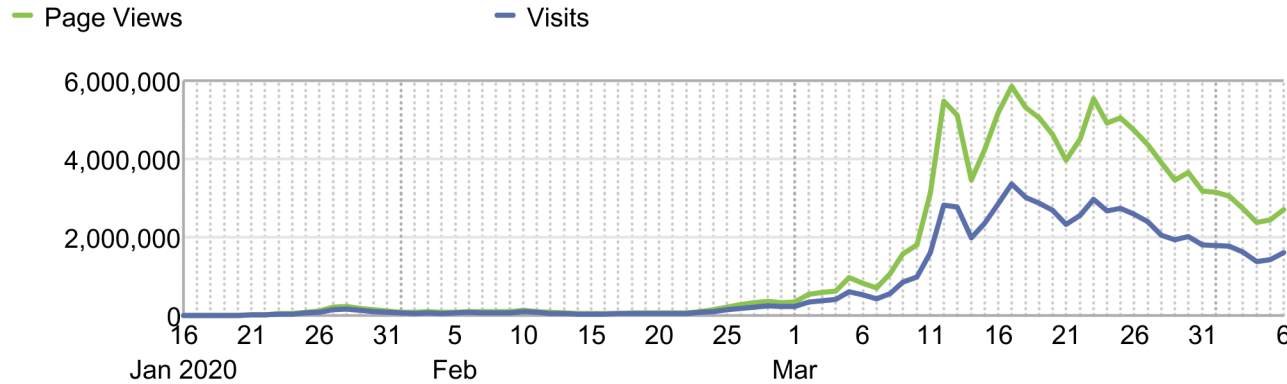


**Cumulative Traffic since launch**

GC - Multiple Segments  
Thu. 16 Jan. 2020 - Mon. 6 Apr. 2020



**About this Report / Definitions**

This report covers traffic to Canada.ca pages related to COVID-19. Traffic from Government of Canada workstations is excluded.

**DEFINITIONS**

**Unique visitors:** Estimate of the number of people who viewed pages covered in the report. Not to be added together week-to-week or month-to-month.

**Visits:** A visit begins when a visitor loads one of the pages in the report and ends when the visitor navigates away from these pages or is inactive for 30 minutes.

**Page views:** The number of times pages were loaded. The English and French versions of a page are treated as two pages.

**Bounce rate:** The percent of visits in which visitors viewed just one page and ended their visit without interacting with that page.

**Other device:** Desktops and laptops.

**Typed/bookmarked:** An unidentified source of traffic (often not typed/bookmarked.)

**Previous page:** The pages visitors viewed most often before viewing pages covered in this report.

**Next page:** The pages visitors viewed most often after viewing the pages covered in this report.

**Canada.ca search leading here:** Words visitors searched on Canada.ca that brought them to these pages.

**Canada.ca search on these pages:** Words visitors typed into Canada search on these pages.

**Clicks on outbound links and pdfs:** Instances of visitors clicking links to pdfs and to pages on other websites.

**Cumulative Traffic Summary**

GC - Multiple Segments  
Thu. 16 Jan. 2020 - Mon. 6 Apr. 2020

**Key Metric**

Unique Visitors	32,949,878
Visits	70,538,564
Page Views	124,928,263
Page Views per Visit	1.77
Bounce Rate	46.72%
File Download (e25)	612,617

**Yesterday's Traffic**

GC - Multiple Segments  
Mon. 6 Apr. 2020

**Key Metric**

Unique Visitors	1,297,020
Visits	1,608,253
Page Views	2,704,061
Page Views per Visit	1.68
Bounce Rate	40.23%
File Download (e25)	20,288

## Top Pages

GC - Multiple Segments

Mon. 6 Apr. 2020

Page Title (v11)	Page Views		Visits		Bounce Rate
1. Coronavirus disease (COVID-19): Outbreak update	909,012	33.6%	722,434	44.9%	59.16%
2. Coronavirus disease (COVID-19) outbreak updates, symptoms, prevention, travel, preparation	860,246	31.8%	670,290	41.7%	36.28%
3. Epidemiological summary of COVID-19 cases in Canada	136,410	5.0%	101,462	6.3%	34.88%
4. Maladie à coronavirus (COVID-19) : mise à jour sur...sion, symptômes, prévention, voyage, préparations	133,061	4.9%	101,994	6.3%	46.82%
5. Coronavirus disease (COVID-19): Symptoms and treatment	124,482	4.6%	101,428	6.3%	48.20%
6. Maladie à coronavirus (COVID-19) : Mise à jour sur l'écllosion	74,013	2.7%	58,891	3.7%	58.97%
7. Coronavirus disease (COVID-19): Prevention and risks	51,117	1.9%	41,878	2.6%	55.04%
8. Coronavirus disease (COVID-19): Canada's response	44,427	1.6%	36,610	2.3%	38.72%
9. Coronavirus disease (COVID-19): Travel advice	31,352	1.2%	25,906	1.6%	50.24%
10. Hard surface disinfectants and hand sanitizers: Lis...isinfctants for use against coronavirus (COVID-19)	28,285	1.0%	23,280	1.4%	41.85%
11. Coronavirus disease (COVID-19): Exposure on flights, cruise ships and at mass gatherings	26,746	1.0%	23,838	1.5%	21.14%
12. Coronavirus disease (COVID-19): Being prepared	17,910	0.7%	15,319	1.0%	43.28%
13. Considerations in the use of homemade masks to protect against COVID-19	16,446	0.6%	14,646	0.9%	74.22%
14. Maladie à coronavirus (COVID-19) : Symptômes et traitement	13,611	0.5%	11,079	0.7%	54.18%
15. List of hand sanitizers authorized by Health Canada	10,617	0.4%	8,989	0.6%	50.92%
16. Coronavirus disease (COVID-19): For health professionals	10,000	0.4%	8,086	0.5%	49.67%
17. Coronavirus disease (COVID-19): Awareness resources	9,432	0.3%	6,084	0.4%	46.49%
18. Maladie à coronavirus (COVID-19) : Prévention et risques	7,670	0.3%	6,156	0.4%	60.54%
19. Community-based measures to mitigate the spread of coronavirus disease (COVID-19) in Canada	7,275	0.3%	6,576	0.4%	64.05%
20. Résumé épidémiologique des cas de COVID-19 au Canada	7,266	0.3%	5,568	0.3%	36.39%
21. People who are at high risk for severe illness from COVID-19 (Factsheet)	6,511	0.2%	5,762	0.4%	72.44%
22. Hard surface disinfectants and hand sanitizers (COVID-19)	6,474	0.2%	5,014	0.3%	32.51%
23. Optimizing the use of masks and respirators during the COVID-19 outbreak	5,881	0.2%	5,000	0.3%	62.63%
24. Coronavirus disease (COVID-19): Guidance documents	5,870	0.2%	4,521	0.3%	31.47%
25. Government of Canada takes action on COVID-19	5,691	0.2%	5,111	0.3%	38.05%
26. Provincial and territorial resources for COVID-19	5,484	0.2%	4,441	0.3%	37.17%
27. Maladie à coronavirus (COVID-19) : Réponse du Canada	5,404	0.2%	4,361	0.3%	42.52%
28. Preventing COVID-19 in the workplace: Employers, employees and essential service workers	4,691	0.2%	3,770	0.2%	54.30%
29. Coronavirus disease (COVID-19): How to isolate at home when you have COVID-19	4,647	0.2%	4,179	0.3%	70.83%
30. COVID-19 affected areas list	4,542	0.2%	3,950	0.2%	62.76%
<b>Total</b>	<b>2,704,061</b>		<b>1,608,253</b>		<b>n/a</b>

**Self-assessment tool clicks**

GC - Multiple Segments  
Mon. 6 Apr. 2020

Outbound/Download Link URL (v28)	Instances	
1. <a href="https://ca.thrive.health/">https://ca.thrive.health/</a>	57,389	98.8%
2. <a href="https://ca.thrive.health/covid19/en">https://ca.thrive.health/covid19/en</a>	618	1.1%
3. <a href="https://ca.thrive.health/covid19/fr">https://ca.thrive.health/covid19/fr</a>	84	0.1%
<b>Total</b>	<b>58,091</b>	

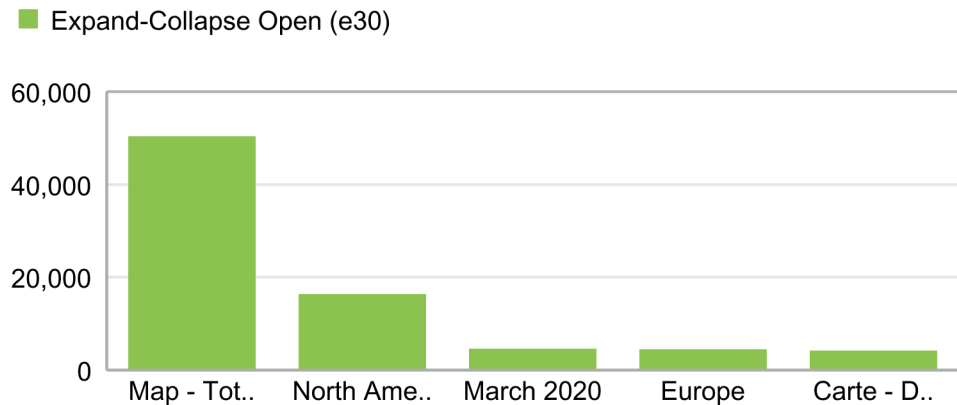
**Virtual Assistant top queries**

GC - Multiple Segments  
Mon. 6 Apr. 2020

Page URL Query String (v39)	Instances	
1. ?topic=Canada%27s+respons...ic+and+financial+support	1,519	11.0%
2. ?topic=Symptoms+and+tr...at+are+the+symptoms%3F	916	6.6%
3. ?topic=About+COVID-19&a...VID-19+cases+in+Canada	635	4.6%
4. ?topic=Travel+advice&trave...vellers+arriving+in+Canada	567	4.1%
5. ?topic=%C3%80+propos+de...ujet+de+la+COVID-19%3F	486	3.5%
6. ?topic=About+COVID-19&ab...province+or+territory%3F	470	3.4%
7. ?topic=Being+prepared&preparation=For+individuals	364	2.6%
8. ?topic=Health+and+safety&h...on=Self-isolate+vs+isolate	353	2.6%
9. ?topic=R%C3%A9ponse+du+...9conomique+et+financier	345	2.5%
10. ?topic=Travel+advice&travel...d+all+non-essential+travel	344	2.5%
11. ?topic=About+COVID-19&a...ases+reported+in+Canada	322	2.3%
<b>Total</b>	<b>13,784</b>	

**Regions reporting cases expand menu clicks**

GC - Multiple Segments  
Mon. 6 Apr. 2020



**Being prepared expand menu clicks**

GC - Multiple Segments  
Mon. 6 Apr. 2020

Expand-Collapse Title (v38)	Expand-Collapse Open (...)	
1. General advice	720	11.9%
2. Stock up on essentials but avoid panic buying	699	11.5%
3. Make a plan	581	9.6%
4. Hygiene	568	9.4%
5. Flexible work arrangements and sick leave	551	9.1%
6. How to care for those who are ill	478	7.9%
7. Fill your prescriptions	343	5.7%
8. Get reliable information	289	4.8%
9. Communicate with family, friends and neighbours	282	4.7%
10. Avoiding crowds	277	4.6%
11. Mass gatherings	168	2.8%
<b>Total</b>	<b>6,055</b>	

## PDF Downloads

GC - Multiple Segments

Mon. 6 Apr. 2020

Outbound/Download Link URL (v28)	File Download (e25)	
1. <a href="https://www.canada.ca/content/dam/phac-aspc/documents/services/di...novel-coronavirus-infection/covid19-epi-update-eng-2020-04-05.pdf">https://www.canada.ca/content/dam/phac-aspc/documents/services/di...novel-coronavirus-infection/covid19-epi-update-eng-2020-04-05.pdf</a>	7,465	36.8%
2. <a href="https://www.canada.ca/content/dam/phac-aspc/documents/services/dis...l-coronavirus-infection/en-surv-covid19-epi-update-2020-04-06.pdf">https://www.canada.ca/content/dam/phac-aspc/documents/services/dis...l-coronavirus-infection/en-surv-covid19-epi-update-2020-04-06.pdf</a>	4,681	23.1%
3. <a href="https://www.canada.ca/content/dam/phac-aspc/documents/services/dis...-novel-coronavirus-infection/covid19-epi-update-fra-2020-04-05.pdf">https://www.canada.ca/content/dam/phac-aspc/documents/services/dis...-novel-coronavirus-infection/covid19-epi-update-fra-2020-04-05.pdf</a>	1,141	5.6%
4. <a href="https://www.canada.ca/content/dam/phac-aspc/documents/services/...s/coronavirus/covid-19-handwashing/covid-19-handwashing-eng.pdf">https://www.canada.ca/content/dam/phac-aspc/documents/services/...s/coronavirus/covid-19-handwashing/covid-19-handwashing-eng.pdf</a>	671	3.3%
5. <a href="https://www.canada.ca/content/dam/phac-aspc/documents/services/...-05-19-2611-Coronavirus-Factsheet-Physical-Distancing-EN-06.pdf">https://www.canada.ca/content/dam/phac-aspc/documents/services/...-05-19-2611-Coronavirus-Factsheet-Physical-Distancing-EN-06.pdf</a>	616	3.0%
6. <a href="https://www.canada.ca/content/dam/phac-aspc/documents/services/dis...l-coronavirus-infection/fr-surv-covid19-epi-update-2020-04-06.pdf">https://www.canada.ca/content/dam/phac-aspc/documents/services/dis...l-coronavirus-infection/fr-surv-covid19-epi-update-2020-04-06.pdf</a>	596	2.9%
7. <a href="https://www.canada.ca/content/dam/phac-aspc/documents/services/pu...4-05-19-2611-coronavirus-factsheet-people-at-high-risk-en-08.pdf">https://www.canada.ca/content/dam/phac-aspc/documents/services/pu...4-05-19-2611-coronavirus-factsheet-people-at-high-risk-en-08.pdf</a>	476	2.3%
8. <a href="https://www.canada.ca/content/dam/phac-aspc/documents/services/pu...19-vulnerable-populations/covid-19-vulnerable-populations-eng.pdf">https://www.canada.ca/content/dam/phac-aspc/documents/services/pu...19-vulnerable-populations/covid-19-vulnerable-populations-eng.pdf</a>	395	1.9%
9. <a href="https://www.canada.ca/content/dam/phac-aspc/documents/services/pu...fecting-public-spaces/cleaning-disinfecting-public-spaces-eng.pdf">https://www.canada.ca/content/dam/phac-aspc/documents/services/pu...fecting-public-spaces/cleaning-disinfecting-public-spaces-eng.pdf</a>	368	1.8%
10. <a href="https://www.canada.ca/content/dam/phac-aspc/documents/services/...-05-19-2611-Coronavirus-Factsheet-Physical-Distancing-FR-06.pdf">https://www.canada.ca/content/dam/phac-aspc/documents/services/...-05-19-2611-Coronavirus-Factsheet-Physical-Distancing-FR-06.pdf</a>	306	1.5%
11. <a href="https://www.canada.ca/content/dam/phac-aspc/documents/services/...workplace-employers-employees-essential-service-workers-eng.pdf">https://www.canada.ca/content/dam/phac-aspc/documents/services/...workplace-employers-employees-essential-service-workers-eng.pdf</a>	290	1.4%
<b>Total</b>	<b>20,288</b>	

## Top ads

GC - Multiple Segments

Mon. 6 Apr. 2020

UTM Source/Medium – External Campaigns (visit expiry) (v29)	Visits		Bounce Rate	Page Views / Visits
1. Unspecified	1,245,404	88.2%	37.41%	1.71
2. google-ads-99837326356/search	128,832	9.1%	49.51%	1.57
3. google-ads-96470960074/search	11,392	0.8%	66.70%	1.38
4. cossetteprogrammaticdv360-bellmedia_--5784350-270844307/video	7,406	0.5%	81.50%	1.21
5. cossetteprogrammaticdv360-narcity_--5784350-271109941/video	5,890	0.4%	72.61%	1.31
6. cossetteprogrammaticdv360-quebecor_--5784350-270847442/video	2,589	0.2%	75.31%	1.32
7. cossetteprogrammaticdv360-rogers_--5784350-270844313/video	2,325	0.2%	78.65%	1.26
8. google-ads-99837326396/search	2,075	0.1%	55.57%	1.48
9. cossetteprogrammaticdv360-globeandmail_--5784350-270846299/video	1,946	0.1%	73.65%	1.32
10. bing-ads-1243548139648625/search	1,787	0.1%	37.08%	1.92
11. cossetteprogrammaticdv360-cogeco_--5784350-270847376/video	1,190	0.1%	79.72%	1.28
<b>Total</b>	<b>1,411,564</b>		<b>39.35%</b>	<b>1.69</b>

**Previous Page**

GC - Multiple Segments  
Mon. 6 Apr. 2020

Previous Page to Coronavirus disease (COVID-19): Out...	Instances	
1a. Entered Site	451,831	58.6%
1b. Coronavirus disease (COVID-...ntion, travel, preparation	246,798	32.0%
1c. Epidemiological summary of COVID-19 cases in Canada	14,242	1.8%
1d. Coronavirus disease (COVI...: Symptoms and treatment	8,381	1.1%
1e. Coronavirus disease (COVID-19): Canada's response	6,613	0.9%

Previous Page to Coronavirus disease (COVID-19) outb...	Instances	
2a. Entered Site	447,295	56.1%
2b. Home	124,000	15.5%
2c. Coronavirus disease (COVID-19): Outbreak update	73,101	9.2%
2d. Canada's COVID-19 Economic Response Plan	28,573	3.6%
2e. Canadians can now apply ...ergency Response Benefit	15,927	2.0%

Previous Page to Coronavirus disease (COVID-19): Sym...	Instances	
3a. Entered Site	79,421	73.2%
3b. Coronavirus disease (COVID-...ntion, travel, preparation	9,592	8.8%
3c. Coronavirus disease (COVID-19): Outbreak update	8,795	8.1%
3d. Coronavirus disease (COVID-19): Prevention and risks	2,701	2.5%
3e. Coronavirus disease (COVI...s and at mass gatherings	1,160	1.1%

Previous Page to Maladie à coronavirus (COVID-19) : m...	Instances	
4a. Entered Site	57,241	46.3%
4b. Accueil	27,738	22.4%
4c. Maladie à coronavirus (COVI... Mise à jour sur l'éclosion	7,130	5.8%
4d. Plan d'intervention économ...a à l'égard de la COVID-19	7,062	5.7%
4e. Prestation canadienne d'ur...ant présenter une demande	4,375	3.5%

Previous Page to Epidemiological summary of COVID-1...	Instances	
5a. Entered Site	56,586	53.3%
5b. Coronavirus disease (COVID-19): Outbreak update	35,192	33.2%
5c. Coronavirus disease (COVID-...ntion, travel, preparation	10,085	9.5%
5d. Coronavirus disease (COVID-19): For health professionals	495	0.5%
5e. Canada's COVID-19 Economic Response Plan	195	0.2%

**Next Page**

GC - Multiple Segments  
Mon. 6 Apr. 2020

Next Page to Coronavirus disease (COVID-19): Outbrea...	Instances	
1a. Exited Site	581,474	75.4%
1b. Coronavirus disease (COVID-...ntion, travel, preparation	73,111	9.5%
1c. Epidemiological summary of COVID-19 cases in Canada	35,186	4.6%
1d. Coronavirus disease (COVI...s and at mass gatherings	9,618	1.2%
1e. Coronavirus disease (COVI...: Symptoms and treatment	8,795	1.1%

Next Page to Coronavirus disease (COVID-19) outbreak...	Instances	
2a. Exited Site	283,314	35.5%
2b. Coronavirus disease (COVID-19): Outbreak update	246,791	30.9%
2c. Canada Emergency Response Benefit	74,910	9.4%
2d. Canada's COVID-19 Economic Response Plan	60,364	7.6%
2e. Home	30,011	3.8%

Next Page to Coronavirus disease (COVID-19): Sympto...	Instances	
3a. Exited Site	78,212	72.0%
3b. Coronavirus disease (COVID-19): Outbreak update	8,380	7.7%
3c. Coronavirus disease (COVID-...ntion, travel, preparation	5,408	5.0%
3d. Coronavirus disease (COVI...s and at mass gatherings	3,206	3.0%
3e. Coronavirus disease (COVID-19): Prevention and risks	2,876	2.6%

Next Page to Epidemiological summary of COVID-19 ca...	Instances	
4a. Exited Site	76,466	72.1%
4b. Coronavirus disease (COVID-19): Outbreak update	14,235	13.4%
4c. Coronavirus disease (COVID-...ntion, travel, preparation	9,662	9.1%
4d. Home	506	0.5%
4e. Coronavirus disease (COVID-19): For health professionals	424	0.4%

Next Page to Maladie à coronavirus (COVID-19) : Mise ...	Instances	
5a. Exited Site	45,035	70.7%
5b. Maladie à coronavirus (CO...ômes, prévention, voyage,	7,127	11.2%
5c. Résumé épidémiologique d...s de COVID-19 au Canada	2,783	4.4%
5d. Maladie à coronavirus (CO... Symptômes et traitement	798	1.3%
5e. Maladie à coronavirus (COV...e croisière et les rassem	671	1.1%

Where are visitors coming from?

GC - Multiple Segments  
Mon. 6 Apr. 2020

Referring Domains	Visits	
1. Typed/Bookmarked	565,546	35.2%
2. google.com	409,884	25.5%
3. google.ca	209,960	13.1%
4. facebook.com	53,963	3.4%
5. youtube.com	51,854	3.2%
6. googlesyndication.com	21,831	1.4%
7. bing.com	21,769	1.4%
8. cra-arc.gc.ca	13,379	0.8%
9. hrdc-drhc.gc.ca	12,611	0.8%
10. com.google	9,155	0.6%
11. yahoo.com	9,029	0.6%
12. quebec.ca	8,785	0.5%
13. bccdc.ca	8,549	0.5%
14. ca.gc.hcsc	8,185	0.5%
15. t.co	6,756	0.4%
16. www.cbc.ca	4,197	0.3%
17. services.gc.ca	3,791	0.2%
18. google.co.in	2,532	0.2%
19. alberta.ca	2,442	0.2%
20. instagram.com	2,441	0.2%
21. duckduckgo.com	2,427	0.2%
22. ctvnews.ca	2,119	0.1%
23. amazon.ca	2,113	0.1%
24. globalnews.ca	1,945	0.1%
25. gouv.qc.ca	1,933	0.1%
26. ipac-canada.org	1,916	0.1%
27. ampproject.org	1,753	0.1%
28. msn.com	1,666	0.1%
29. statcan.gc.ca	1,629	0.1%
30. travel.gc.ca	1,536	0.1%
<b>Total</b>	<b>1,608,253</b>	

Canada.ca search on these pages

GC - Multiple Segments  
Mon. 6 Apr. 2020

Phrase - Site Search...	Site Search (e50)	
1. cerb	1,753	6.7%
2. Mon dossier	476	1.8%
3. ei	357	1.4%
4. My account	312	1.2%
5. cra	244	0.9%
6. Masks	232	0.9%
7. Pcu	213	0.8%
8. wage subsidy	188	0.7%
9. volunteer	145	0.6%
10. covid	139	0.5%
11. mask	134	0.5%
12. 75% wage subsidy	117	0.4%
13. Verb	114	0.4%
14. GST	112	0.4%
15. covid 19	99	0.4%
16. Roe	97	0.4%
17. Canada e... benefit	97	0.4%
18. Login	94	0.4%
19. Employme...surance	91	0.3%
20. canada e... subsidy	89	0.3%
21. CEWS	88	0.3%
22. Covid-19	86	0.3%
23. sign in	77	0.3%
24. ontario	74	0.3%
25. CEBA	70	0.3%
26. cerb application	68	0.3%
27. Apply For ei	66	0.3%
28. arc	62	0.2%
29. emergenc...subsidy	55	0.2%
30. Emergency fund	55	0.2%
<b>Total</b>	<b>26,183</b>	

Canada.ca search leading to these pages

GC - Multiple Segments  
Mon. 6 Apr. 2020

Phrase - Site Search...	Site Search Result Clic...	
1. cerb	1,360	9.4%
2. wage subsidy	599	4.1%
3. covid	472	3.3%
4. covid 19	315	2.2%
5. Covid-19	264	1.8%
6. Pcu	261	1.8%
7. Masks	234	1.6%
8. cra	156	1.1%
9. canada e... subsidy	154	1.1%
10. mask	135	0.9%
11. Coronavirus	131	0.9%
12. temporary... subsidy	125	0.9%
13. GST	105	0.7%
14. covid19	99	0.7%
15. canada e... account	85	0.6%
16. Apply for CERB	84	0.6%
17. Subvention salariale	79	0.5%
18. support for families	70	0.5%
19. emergenc...subsidy	67	0.5%
20. solgent	57	0.4%
21. Canada e... benefit	54	0.4%
22. corona virus	50	0.3%
23. Covid benefits	48	0.3%
24. Covid 19 benefits	46	0.3%
25. Homemade masks	39	0.3%
26. CERB application form	38	0.3%
27. Corona	37	0.3%
28. covid volunteer	35	0.2%
29. Hand sanitizer	35	0.2%
30. How to apply for cerb	33	0.2%
<b>Total</b>	<b>14,477</b>	



### Clicks on outbound COVID-19 Links

GC - Multiple Segments  
Mon. 6 Apr. 2020

Outbound/Download Link URL (v28)	Outbound Link Click (e26)	
1. <a href="https://ca.thrive.health/">https://ca.thrive.health/</a>	57,389	22.8%
2. <a href="https://surveys-enquetes.statcan.gc...qgse78e8cf6779d415b8a6ef8d26a95a87e">https://surveys-enquetes.statcan.gc...qgse78e8cf6779d415b8a6ef8d26a95a87e</a>	25,380	10.1%
3. <a href="https://www.ontario.ca/page/2019-novel-coronavirus#section-0">https://www.ontario.ca/page/2019-novel-coronavirus#section-0</a>	25,201	10.0%
4. <a href="https://arcg.is/1L4yK90">https://arcg.is/1L4yK90</a>	15,288	6.1%
5. <a href="https://phac-aspc.maps.arcgis.com/a...#/e968bf79f4694b5ab290205e05cfcda6">https://phac-aspc.maps.arcgis.com/a...#/e968bf79f4694b5ab290205e05cfcda6</a>	14,714	5.8%
6. <a href="http://www.bccdc.ca/about/news-storie...020/information-on-novel-coronavirus">http://www.bccdc.ca/about/news-storie...020/information-on-novel-coronavirus</a>	14,321	5.7%
7. <a href="https://emploisfp-psjobs.cfp-psc.gc....00?poster=1437722&amp;toggleLanguage=en">https://emploisfp-psjobs.cfp-psc.gc....00?poster=1437722&amp;toggleLanguage=en</a>	13,360	5.3%
8. <a href="https://emploisfp-psjobs.cfp-psc.gc....00?toggleLanguage=en&amp;poster=1437722">https://emploisfp-psjobs.cfp-psc.gc....00?toggleLanguage=en&amp;poster=1437722</a>	9,996	4.0%
9. <a href="https://www.quebec.ca/en/health/health...virus/situation-coronavirus-in-quebec/">https://www.quebec.ca/en/health/health...virus/situation-coronavirus-in-quebec/</a>	9,335	3.7%
10. <a href="https://www.alberta.ca/coronavirus-info-for-albertans.aspx">https://www.alberta.ca/coronavirus-info-for-albertans.aspx</a>	7,980	3.2%
11. <a href="https://www.gov.mb.ca/health/coronavirus/">https://www.gov.mb.ca/health/coronavirus/</a>	3,805	1.5%
<b>Total</b>	<b>251,759</b>	

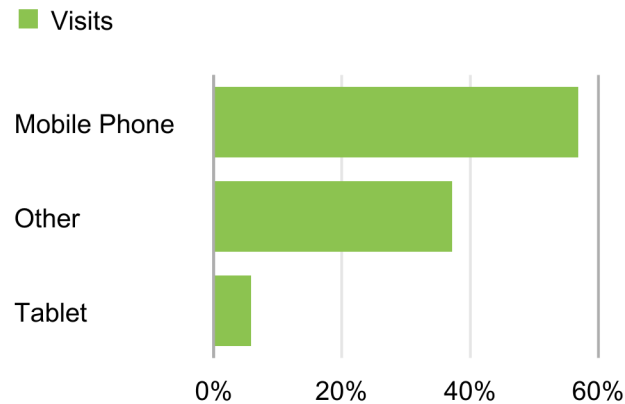
### Countries Report

GC - Multiple Segments  
Mon. 6 Apr. 2020

Countries	Visits	
Canada	1,510,398	93.9%
United States	34,434	2.1%
India	13,227	0.8%
France	4,431	0.3%
United Kingdom	2,972	0.2%
Australia	2,416	0.2%
Germany	2,250	0.1%
Philippines	1,750	0.1%
South Korea	1,736	0.1%
Japan	1,635	0.1%
Hong Kong SAR of China	1,321	0.1%
Mexico	1,321	0.1%
Netherlands	1,291	0.1%
Italy	1,012	0.1%
China	972	0.1%
Brazil	928	0.1%
Taiwan region	907	0.1%
Viet Nam	896	0.1%
Spain	886	0.1%
Switzerland	872	0.1%
Belgium	822	0.1%
Morocco	778	0.0%
Bangladesh	737	0.0%
Pakistan	719	0.0%
Nigeria	695	0.0%
United Arab Emirates	667	0.0%
Colombia	575	0.0%
Algeria	562	0.0%
Malaysia	549	0.0%
Sweden	502	0.0%
<b>Total</b>	<b>1,608,253</b>	

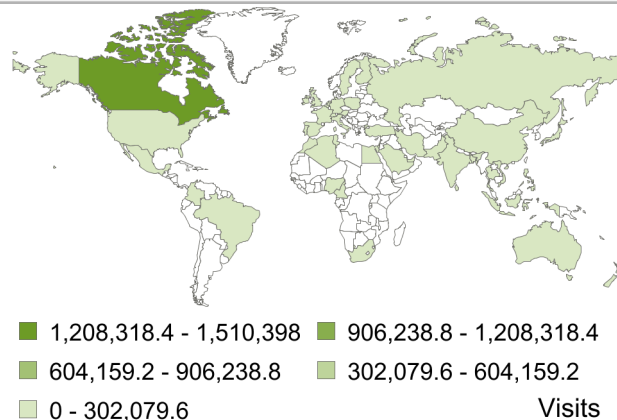
### Devices

GC - Multiple Segments  
Mon. 6 Apr. 2020



### Countries Report

GC - Multiple Segments  
Mon. 6 Apr. 2020



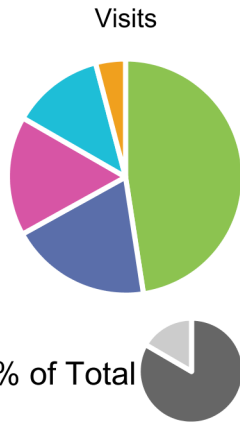
### Regions Report (Canada)

GC - Multiple Segments

Mon. 6 Apr. 2020

#### Legend

- Ontario (Canada)
- Quebec (Canada)
- British Columbia (Canada)
- Alberta (Canada)
- Manitoba (Canada)
- Showing 83.4% of Total
- Remaining



Regions	Visits	
1. Ontario (Canada)	638,472	42.3%
2. Quebec (Canada)	259,258	17.2%
3. British Columbia (Canada)	219,620	14.5%
4. Alberta (Canada)	168,578	11.2%
5. Manitoba (Canada)	55,103	3.6%
6. Saskatchewan (Canada)	50,157	3.3%
7. Nova Scotia (Canada)	47,164	3.1%
8. New Brunswick (Canada)	38,751	2.6%
9. Newfoundland and Labrador (Canada)	20,954	1.4%
10. Prince Edward Island (Canada)	7,545	0.5%
11. Yukon Territory (Canada)	2,179	0.1%
12. Northwest Territories (Canada)	1,902	0.1%
13. Nunavut (Canada)	684	0.0%
<b>Total</b>	<b>1,510,367</b>	

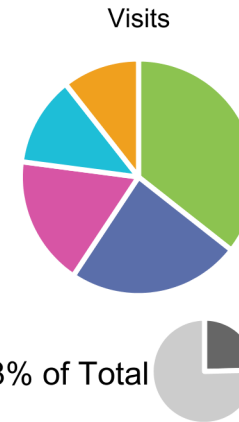
### Cities Report

GC - Multiple Segments

Mon. 6 Apr. 2020

#### Legend

- Toronto (Ontario, Canada)
- Montreal (Quebec, Canada)
- Calgary (Alberta, Canada)
- Vancouver (British Columbia, Canada)
- Edmonton (Alberta, Canada)
- Showing 24.8% of Total
- Remaining



Cities	Visits	
1. Toronto (Ontario, Canada)	141,871	8.8%
2. Montreal (Quebec, Canada)	94,722	5.9%
3. Calgary (Alberta, Canada)	70,655	4.4%
4. Vancouver (British Columbia, Canada)	49,028	3.0%
5. Edmonton (Alberta, Canada)	42,378	2.6%
6. Winnipeg (Manitoba, Canada)	39,834	2.5%
7. Mississauga (Ontario, Canada)	34,701	2.2%
8. Brampton (Ontario, Canada)	34,339	2.1%
9. Ottawa (Ontario, Canada)	34,232	2.1%
10. Surrey (British Columbia, Canada)	31,885	2.0%
11. North York (Ontario, Canada)	24,612	1.5%
12. London (Ontario, Canada)	18,840	1.2%
13. Saskatoon (Saskatchewan, Canada)	18,211	1.1%
14. Etobicoke (Ontario, Canada)	17,540	1.1%
15. Halifax (Nova Scotia, Canada)	16,324	1.0%
16. Quebec (Quebec, Canada)	15,977	1.0%
<b>Total</b>	<b>1,608,253</b>	