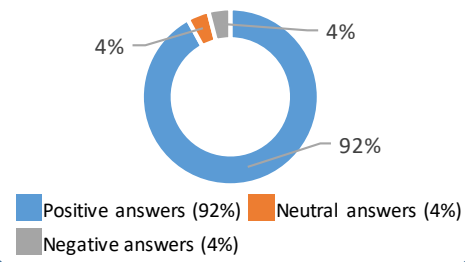
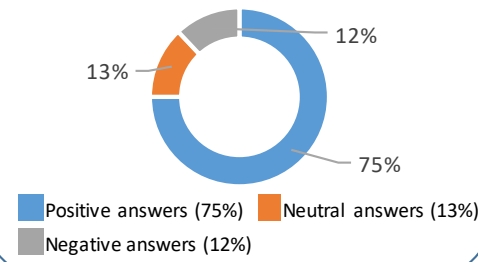


Student Exit Survey Q7o. Overall, I had a positive work experience.



PSES Q50. I would recommend my department or agency as a great place to work

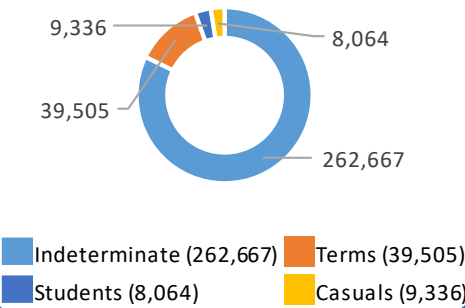


- News
- Government Priorities
- Departments and Agencies
- Open Government
- About Government
- Pay and Benefits
- Student Employment
- GC InfoBase
- Policies
- Government-wide Reporting

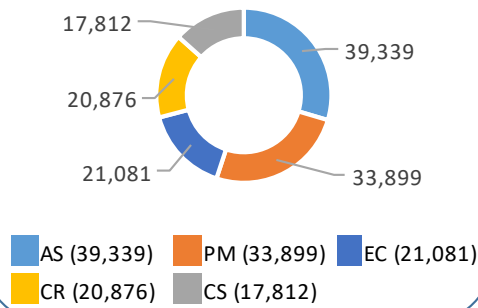
Government of Canada

Budget \$407.2B in 2022-23
Employees 319,601 as of March 2021
Locations 57.8% Regions, 42.2% NCR

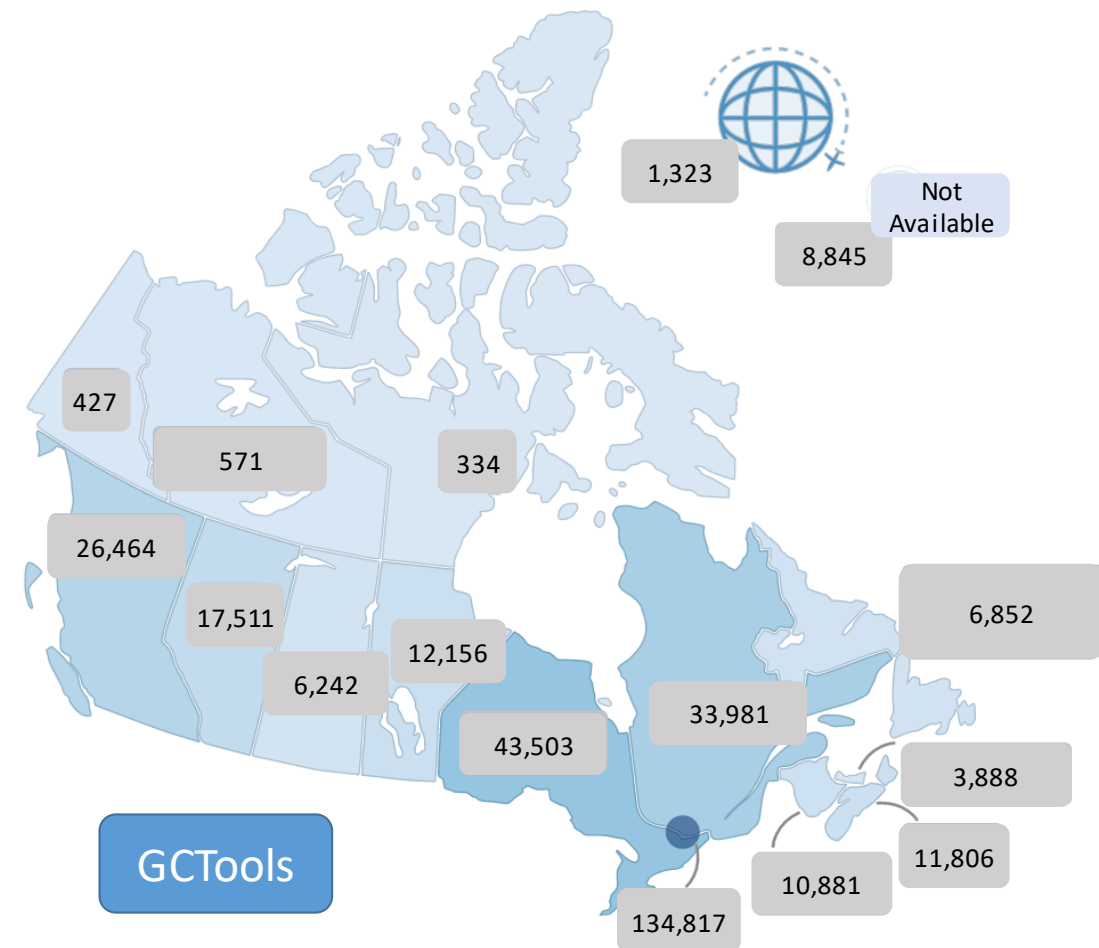
Employees by Type



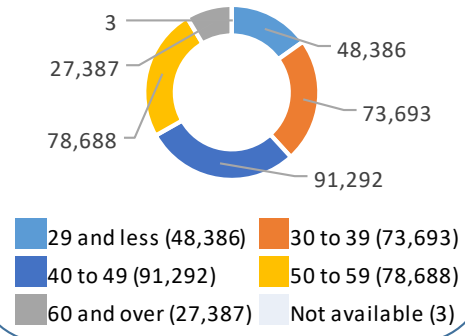
Top Classifications



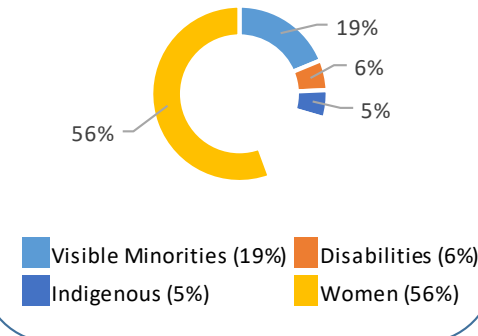
Where We're Located



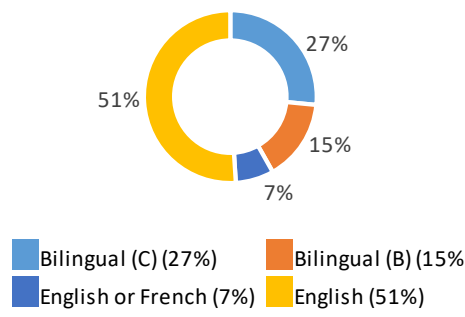
Employees by Age



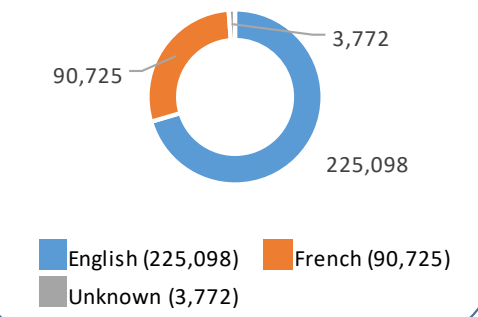
Employment Equity



Public Service Positions



First Official Language



GCTools

GCintranet



Apply Now

Social Media

Contact Us



| Spending Areas | Spending | FTEs |
|-----------------------|-------------|-------------|
| Economic Affairs | 62% | 17% |
| Social Affairs | 26% | 44% |
| Government Affairs | 3% | 18% |
| International Affairs | 3% | 5% |
| Crown Corporations | 3% | 0% |
| Internal Services | 2% | 16% |
| | 100% | 100% |

| Federal Public Service | Count |
|-----------------------------------|------------|
| Ministerial Departments | 22 |
| Other Departments and Agencies | 59 |
| Core Public Administration | 81 |
| Separate Agencies | 27 |
| Federal Public Service | 108 |

- Website
- Plans
- Legislation
- Mandate Letters
- Open Data
- Results
- Portfolio
- Proactive Disclosure