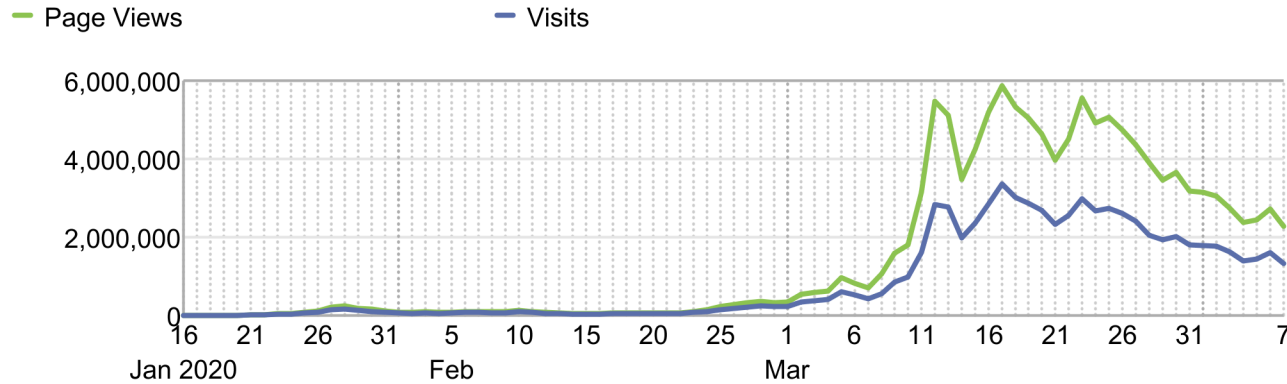


Cumulative Traffic since launch

GC - Multiple Segments
Thu. 16 Jan. 2020 - Tue. 7 Apr. 2020



About this Report / Definitions

This report covers traffic to Canada.ca pages related to COVID-19. Traffic from Government of Canada workstations is excluded.

DEFINITIONS

Unique visitors: Estimate of the number of people who viewed pages covered in the report. Not to be added together week-to-week or month-to-month.

Visits: A visit begins when a visitor loads one of the pages in the report and ends when the visitor navigates away from these pages or is inactive for 30 minutes.

Page views: The number of times pages were loaded. The English and French versions of a page are treated as two pages.

Bounce rate: The percent of visits in which visitors viewed just one page and ended their visit without interacting with that page.

Other device: Desktops and laptops.

Typed/bookmarked: An unidentified source of traffic (often not typed/bookmarked.)

Previous page: The pages visitors viewed most often before viewing pages covered in this report.

Next page: The pages visitors viewed most often after viewing the pages covered in this report.

Canada.ca search leading here: Words visitors searched on Canada.ca that brought them to these pages.

Canada.ca search on these pages: Words visitors typed into Canada search on these pages.

Clicks on outbound links and pdfs: Instances of visitors clicking links to pdfs and to pages on other websites.

Cumulative Traffic Summary

GC - Multiple Segments
Thu. 16 Jan. 2020 - Tue. 7 Apr. 2020

Key Metric	
Unique Visitors	33,443,963
Visits	71,962,060
Page Views	127,415,528
Page Views per Visit	1.77
Bounce Rate	46.65%
File Download (e25)	641,782

Yesterday's Traffic

GC - Multiple Segments
Tue. 7 Apr. 2020

Key Metric	
Unique Visitors	1,072,136
Visits	1,335,611
Page Views	2,279,594
Page Views per Visit	1.71
Bounce Rate	42.98%
File Download (e25)	19,627

Top Pages

GC - Multiple Segments

Tue. 7 Apr. 2020

Page Title (v11)	Page Views		Visits		Bounce Rate
1. Coronavirus disease (COVID-19): Outbreak update	814,296	35.7%	644,556	48.3%	60.14%
2. Coronavirus disease (COVID-19) outbreak updates, symptoms, prevention, travel, preparation	699,285	30.7%	548,880	41.1%	37.70%
3. Epidemiological summary of COVID-19 cases in Canada	125,714	5.5%	93,097	7.0%	34.79%
4. Maladie à coronavirus (COVID-19) : mise à jour sur...sion, symptômes, prévention, voyage, préparations	101,422	4.4%	78,751	5.9%	49.31%
5. Coronavirus disease (COVID-19): Symptoms and treatment	87,434	3.8%	71,623	5.4%	49.38%
6. Maladie à coronavirus (COVID-19) : Mise à jour sur l'écllosion	61,463	2.7%	48,882	3.7%	60.75%
7. Coronavirus disease (COVID-19): Prevention and risks	36,485	1.6%	29,739	2.2%	56.73%
8. Coronavirus disease (COVID-19): Travel restrictions and exemptions	26,900	1.2%	21,930	1.6%	43.70%
9. Hard surface disinfectants and hand sanitizers: Lis...isinfectants for use against coronavirus (COVID-19)	26,433	1.2%	21,613	1.6%	43.79%
10. Coronavirus disease (COVID-19): Canada's response	26,111	1.1%	21,197	1.6%	34.91%
11. Coronavirus disease (COVID-19): Exposure on flights, cruise ships and at mass gatherings	19,123	0.8%	17,068	1.3%	22.85%
12. Coronavirus disease (COVID-19): Being prepared	13,959	0.6%	11,922	0.9%	43.12%
13. Considerations in the use of homemade masks to protect against COVID-19	10,914	0.5%	9,489	0.7%	73.77%
14. Maladie à coronavirus (COVID-19) : Symptômes et traitement	10,733	0.5%	8,706	0.7%	55.36%
15. List of hand sanitizers authorized by Health Canada	9,045	0.4%	7,558	0.6%	49.42%
16. Eloignement physique : Comment ralentir la propagation de la COVID-19	8,260	0.4%	5,877	0.4%	65.59%
17. Coronavirus disease (COVID-19): Awareness resources	7,731	0.3%	4,791	0.4%	46.23%
18. Coronavirus disease (COVID-19): For health professionals	7,719	0.3%	6,185	0.5%	50.42%
19. Résumé épidémiologique des cas de COVID-19 au Canada	6,678	0.3%	5,098	0.4%	38.11%
20. Hard surface disinfectants and hand sanitizers (COVID-19)	6,470	0.3%	5,058	0.4%	31.16%
21. People who are at high risk for severe illness from COVID-19 (Factsheet)	5,980	0.3%	5,223	0.4%	76.26%
22. Ministers and Government of Canada officials to h...ews conference on coronavirus disease (COVID-19)	5,744	0.3%	5,457	0.4%	61.80%
23. Coronavirus disease (COVID-19): Travel advice	5,633	0.2%	4,683	0.4%	55.11%
24. Maladie à coronavirus (COVID-19) : Prévention et risques	5,547	0.2%	4,402	0.3%	57.21%
25. Coronavirus disease (COVID-19): Guidance documents	4,867	0.2%	3,746	0.3%	34.25%
26. Optimizing the use of masks and respirators during the COVID-19 outbreak	4,755	0.2%	3,903	0.3%	62.00%
27. Community-based measures to mitigate the spread of coronavirus disease (COVID-19) in Canada	4,606	0.2%	4,156	0.3%	68.18%
28. Government of Canada takes action on COVID-19	4,454	0.2%	3,914	0.3%	46.15%
29. Taking care of your mental health (COVID-19)	4,394	0.2%	3,976	0.3%	60.77%
30. Coronavirus disease (COVID-19): How to isolate at home when you have COVID-19	4,247	0.2%	3,828	0.3%	70.73%
Total	2,279,594		1,335,611		n/a

Self-assessment tool clicks

GC - Multiple Segments
Tue. 7 Apr. 2020

Outbound/Download Link URL (v28)	Instances	
1. https://ca.thrive.health/covid19/en	21,165	50.3%
2. https://ca.thrive.health/	18,006	42.8%
3. https://ca.thrive.health/covid19/fr	2,925	6.9%
Total	42,096	

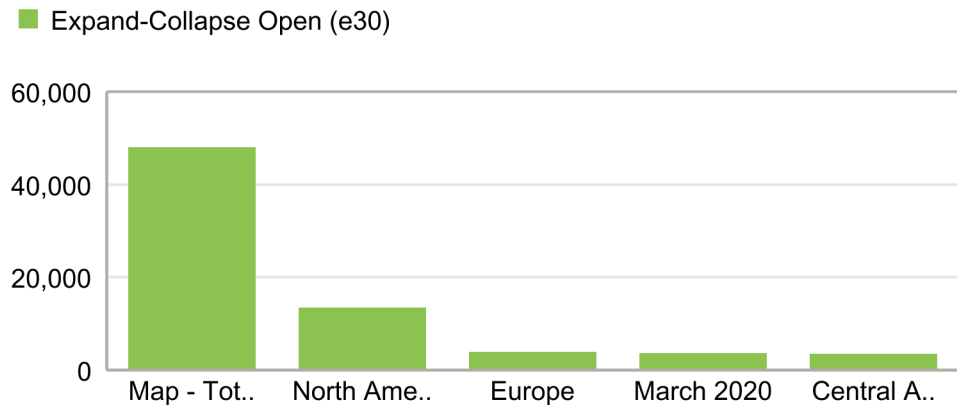
Virtual Assistant top queries

GC - Multiple Segments
Tue. 7 Apr. 2020

Page URL Query String (v39)	Instances	
1. ?topic=Economic+and+fin...onse+Benefit+%28CERB%29	24,185	33.2%
2. ?topic=Economic+and+financ...r+benefits+for+individuals	13,583	18.7%
3. ?topic=Economic+and+fin...c=Support+for+businesses	11,606	15.9%
4. ?topic=%C3%89conomiqu...%99urgence+%28PCU%29	6,762	9.3%
5. ?topic=%C3%89conomique+e...Soutien+aux+entreprises	2,451	3.4%
6. ?topic=%C3%89conomique+et...es+pour+les+particuliers	1,632	2.2%
7. ?Which+topic+would+you+li...F=Support+for+businesses	851	1.2%
8. ?Which+topic+would+you+li...is+eligible+for+the+CERB	762	1.0%
9. ?Which+topic+would+you+...o+I+apply+to+the+CERB%3	749	1.0%
10. ?topic=About+COVID-19&a...VID-19+cases+in+Canada	698	1.0%
11. ?topic=%C3%80+propos+...%99urgence+%28PCU%29	604	0.8%
Total	72,776	

Regions reporting cases expand menu clicks

GC - Multiple Segments
Tue. 7 Apr. 2020



Being prepared expand menu clicks

GC - Multiple Segments
Tue. 7 Apr. 2020

Expand-Collapse Title (v38)	Expand-Collapse Open (...)	
1. General advice	526	11.4%
2. Make a plan	496	10.8%
3. Stock up on essentials but avoid panic buying	481	10.4%
4. Hygiene	410	8.9%
5. How to care for those who are ill	403	8.8%
6. Flexible work arrangements and sick leave	376	8.2%
7. Get reliable information	260	5.6%
8. Fill your prescriptions	251	5.5%
9. Communicate with family, friends and neighbours	242	5.3%
10. Avoiding crowds	213	4.6%
11. Mass gatherings	152	3.3%
Total	4,604	

PDF Downloads

GC - Multiple Segments

Tue. 7 Apr. 2020

Outbound/Download Link URL (v28)		File Download (e25)	
1.	https://www.canada.ca/content/dam/phac-aspc/documents/services/dis...l-coronavirus-infection/en-surv-covid19-epi-update-2020-04-06.pdf	7,128	36.3%
2.	https://www.canada.ca/content/dam/phac-aspc/documents/services/di...-coronavirus-infection/surv-covid19-epi-update-2020-04-07-eng.pdf	3,649	18.6%
3.	https://www.canada.ca/content/dam/phac-aspc/documents/services/dis...l-coronavirus-infection/fr-surv-covid19-epi-update-2020-04-06.pdf	872	4.4%
4.	https://www.canada.ca/content/dam/phac-aspc/documents/services/dis...l-coronavirus-infection/en-surv-covid19-epi-update-2020-04-07.pdf	745	3.8%
5.	https://www.canada.ca/content/dam/phac-aspc/documents/services/pu...virus/taking-care-mental-health/taking-care-mental-health-eng.pdf	542	2.8%
6.	https://www.canada.ca/content/dam/phac-aspc/documents/services/pu...ical-distancing/physical-distancing-eloignement-physique-eng.pdf	515	2.6%
7.	https://www.canada.ca/content/dam/phac-aspc/documents/services/...s/coronavirus/covid-19-handwashing/covid-19-handwashing-eng.pdf	509	2.6%
8.	https://www.canada.ca/content/dam/phac-aspc/documents/services/pu...4-05-19-2611-coronavirus-factsheet-people-at-high-risk-en-08.pdf	492	2.5%
9.	https://www.canada.ca/content/dam/phac-aspc/documents/services/...-05-19-2611-Coronavirus-Factsheet-Physical-Distancing-EN-06.pdf	447	2.3%
10.	https://www.canada.ca/content/dam/phac-aspc/documents/services/...-05-19-2611-Coronavirus-Factsheet-Physical-Distancing-FR-06.pdf	336	1.7%
11.	https://www.canada.ca/content/dam/phac-aspc/documents/services/dis...l-coronavirus-infection/surv-covid19-epi-update-2020-04-07-fra.pdf	329	1.7%
Total		19,627	

Top ads

GC - Multiple Segments

Tue. 7 Apr. 2020

UTM Source/Medium – External Campaigns (visit expiry) (v29)		Visits		Bounce Rate	Page Views / Visits
1.	Unspecified	1,083,835	91.1%	40.06%	1.74
2.	google-ads-99837326356/search	65,518	5.5%	52.40%	1.55
3.	google-ads-96470960074/search	10,237	0.9%	67.52%	1.37
4.	cossetteprogrammaticdv360-narcity_--5784350-271109941/video	8,926	0.8%	78.32%	1.23
5.	cossetteprogrammaticdv360-bellmedia_--5784350-270844307/video	7,792	0.7%	83.69%	1.19
6.	cossetteprogrammaticdv360-rogers_--5784350-270844313/video	1,803	0.2%	80.55%	1.24
7.	cossetteprogrammaticdv360-narcity_--5784350-271184283/video	1,633	0.1%	83.63%	1.17
8.	bing-ads-1243548139648625/search	1,486	0.1%	40.12%	1.90
9.	cossetteprogrammaticdv360-cogeco_--5784350-270847376/video	1,404	0.1%	87.85%	1.14
10.	cossetteprogrammaticdv360-globeandmail_--5784350-270846299/video	1,335	0.1%	76.75%	1.28
11.	cossetteprogrammaticdv360-quebecor_--5784350-270847442/video	1,243	0.1%	84.92%	1.18
Total		1,189,744		41.88%	1.72

Previous Page

GC - Multiple Segments
Tue. 7 Apr. 2020

Previous Page to Coronavirus disease (COVID-19) outbr...	Instances	
1a. Entered Site	403,660	62.3%
1b. Home	77,623	12.0%
1c. Coronavirus disease (COVID-19): Outbreak update	66,937	10.3%
1d. Canada's COVID-19 Economic Response Plan	16,055	2.5%
1e. Epidemiological summary of COVID-19 cases in Canada	9,354	1.4%

Previous Page to Coronavirus disease (COVID-19): Out...	Instances	
2a. Entered Site	395,152	57.5%
2b. Coronavirus disease (COVID-...ntion, travel, preparation	235,514	34.2%
2c. Epidemiological summary of COVID-19 cases in Canada	12,507	1.8%
2d. Coronavirus disease (COVI...: Symptoms and treatment	7,027	1.0%
2e. Coronavirus disease (COVID-19): Canada's response	3,758	0.5%

Previous Page to Coronavirus disease (COVID-19): Sym...	Instances	
3a. Entered Site	54,481	70.7%
3b. Coronavirus disease (COVID-...ntion, travel, preparation	8,140	10.6%
3c. Coronavirus disease (COVID-19): Outbreak update	7,059	9.2%
3d. Coronavirus disease (COVID-19): Prevention and risks	1,767	2.3%
3e. Coronavirus disease (COVI...s and at mass gatherings	846	1.1%

Previous Page to Epidemiological summary of COVID-1...	Instances	
4a. Entered Site	52,951	54.5%
4b. Coronavirus disease (COVID-19): Outbreak update	31,203	32.1%
4c. Coronavirus disease (COVID-...ntion, travel, preparation	9,606	9.9%
4d. Coronavirus disease (COVID-19): For health professionals	422	0.4%
4e. Ministers and Government ...ronavirus disease (COVID	169	0.2%

Previous Page to Maladie à coronavirus (COVID-19) : m...	Instances	
5a. Entered Site	50,257	53.4%
5b. Accueil	17,502	18.6%
5c. Maladie à coronavirus (COVI... Mise à jour sur l'éclosion	6,483	6.9%
5d. Plan d'intervention économ...a à l'égard de la COVID-19	4,237	4.5%
5e. Prestation canadienne d'ur...ant présenter une demande	2,430	2.6%

Next Page

GC - Multiple Segments
Tue. 7 Apr. 2020

Next Page to Coronavirus disease (COVID-19): Outbrea...	Instances	
1a. Exited Site	528,389	76.8%
1b. Coronavirus disease (COVID-...ntion, travel, preparation	66,895	9.7%
1c. Epidemiological summary of COVID-19 cases in Canada	31,189	4.5%
1d. Coronavirus disease (COVI...s and at mass gatherings	7,232	1.1%
1e. Coronavirus disease (COVI...: Symptoms and treatment	7,051	1.0%

Next Page to Coronavirus disease (COVID-19) outbreak...	Instances	
2a. Exited Site	253,999	39.2%
2b. Coronavirus disease (COVID-19): Outbreak update	235,488	36.4%
2c. Canada Emergency Response Benefit	35,002	5.4%
2d. Canada's COVID-19 Economic Response Plan	31,453	4.9%
2e. Home	16,653	2.6%

Next Page to Epidemiological summary of COVID-19 ca...	Instances	
3a. Exited Site	70,731	72.8%
3b. Coronavirus disease (COVID-19): Outbreak update	12,504	12.9%
3c. Coronavirus disease (COVID-...ntion, travel, preparation	9,352	9.6%
3d. Home	426	0.4%
3e. Coronavirus disease (COVID-19): For health professionals	342	0.4%

Next Page to Coronavirus disease (COVID-19): Sympto...	Instances	
4a. Exited Site	54,312	70.5%
4b. Coronavirus disease (COVID-19): Outbreak update	7,031	9.1%
4c. Coronavirus disease (COVID-...ntion, travel, preparation	4,230	5.5%
4d. Coronavirus disease (COVI...s and at mass gatherings	2,146	2.8%
4e. Coronavirus disease (COVID-19): Prevention and risks	2,068	2.7%

Next Page to Maladie à coronavirus (COVID-19) : mise ...	Instances	
5a. Exited Site	38,279	40.7%
5b. Maladie à coronavirus (COVI... Mise à jour sur l'éclosion	16,948	18.0%
5c. Prestation canadienne d'urgence	11,390	12.1%
5d. Plan d'intervention économ...a à l'égard de la COVID-19	7,224	7.7%
5e. Accueil	6,389	6.8%

Where are visitors coming from?

GC - Multiple Segments
Tue. 7 Apr. 2020

Referring Domains	Visits	
1. Typed/Bookmarked	467,444	35.0%
2. google.com	332,765	24.9%
3. google.ca	179,049	13.4%
4. youtube.com	50,760	3.8%
5. facebook.com	41,729	3.1%
6. googlesyndication.com	24,056	1.8%
7. bing.com	17,531	1.3%
8. cra-arc.gc.ca	9,473	0.7%
9. yahoo.com	7,578	0.6%
10. ca.gc.hcsc	7,238	0.5%
11. bccdc.ca	7,191	0.5%
12. hrdc-drhc.gc.ca	6,404	0.5%
13. com.google	5,904	0.4%
14. quebec.ca	5,470	0.4%
15. t.co	3,323	0.2%
16. services.gc.ca	2,502	0.2%
17. instagram.com	2,430	0.2%
18. google.co.in	2,152	0.2%
19. duckduckgo.com	2,146	0.2%
20. gouv.qc.ca	1,878	0.1%
21. globalnews.ca	1,812	0.1%
22. amazon.ca	1,729	0.1%
23. ipac-canada.org	1,643	0.1%
24. alberta.ca	1,619	0.1%
25. statcan.gc.ca	1,567	0.1%
26. ctvnews.ca	1,413	0.1%
27. healthunit.com	1,339	0.1%
28. travel.gc.ca	1,300	0.1%
29. leolist.cc	1,195	0.1%
30. www.cbc.ca	1,153	0.1%
Total	1,335,611	

Canada.ca search on these pages

GC - Multiple Segments
Tue. 7 Apr. 2020

Phrase - Site Search...	Site Search (e50)	
1. cerb	915	6.9%
2. Mon dossier	290	2.2%
3. My account	264	2.0%
4. ei	231	1.8%
5. Masks	141	1.1%
6. cra	133	1.0%
7. Pcu	123	0.9%
8. wage subsidy	117	0.9%
9. 75% wage subsidy	97	0.7%
10. GST	97	0.7%
11. mask	87	0.7%
12. covid	79	0.6%
13. Roe	77	0.6%
14. covid 19	75	0.6%
15. ontario	71	0.5%
16. Login	69	0.5%
17. Employme...urance	63	0.5%
18. volunteer	61	0.5%
19. canada e... subsidy	60	0.5%
20. sign in	54	0.4%
21. Covid-19	52	0.4%
22. log in	50	0.4%
23. CEWS	49	0.4%
24. Contact	45	0.3%
25. Alberta	41	0.3%
26. Canada e... benefit	40	0.3%
27. PHONE NUMBER	39	0.3%
28. CEBA	37	0.3%
29. msca	34	0.3%
30. Quebec	34	0.3%
Total	13,171	

Canada.ca search leading to these pages

GC - Multiple Segments
Tue. 7 Apr. 2020

Phrase - Site Search...	Site Search Result Clic...	
1. cerb	589	6.7%
2. wage subsidy	325	3.7%
3. covid	314	3.6%
4. Covid-19	194	2.2%
5. covid 19	193	2.2%
6. Masks	152	1.7%
7. Pcu	138	1.6%
8. canada e... subsidy	93	1.1%
9. Coronavirus	91	1.0%
10. mask	91	1.0%
11. GST	90	1.0%
12. temporary... subsidy	82	0.9%
13. covid19	69	0.8%
14. Hand sanitizer	41	0.5%
15. canada e... account	33	0.4%
16. support for families	32	0.4%
17. Subvention salariale	31	0.4%
18. Corona	31	0.4%
19. subventio...'urgence	29	0.3%
20. emergenc...subsidy	29	0.3%
21. Disinfectant	27	0.3%
22. volunteer covid	25	0.3%
23. temporar...ployers	24	0.3%
24. disinfectants	24	0.3%
25. Covid 19 benefits	24	0.3%
26. Apply for CERB	23	0.3%
27. covid volunteer	22	0.3%
28. Distanciation sociale	22	0.3%
29. Homemade masks	21	0.2%
30. corona virus	20	0.2%
Total	8,786	

Clicks on outbound COVID-19 Links

GC - Multiple Segments
Tue. 7 Apr. 2020

Outbound/Download Link URL (v28)	Outbound Link Click (e26)
1. https://srv270.hrdc-drhc.gc.ca/AW/introduction?GoCTemplateCulture=en-CA	349,900 48.2%
2. https://srv270.hrdc-drhc.gc.ca/AW/introduction?GoCTemplateCulture=fr-CA	97,810 13.5%
3. https://8le3wi07.optimalworkshop.com/questions/7xiv7i0-0-1	29,648 4.1%
4. https://experience.arcgis.com/experience/2f1a13ca0b29422f9b34660f0b705043/	25,523 3.5%
5. https://www.ontario.ca/page/2019-novel-coronavirus#section-0	23,966 3.3%
6. https://ca.thrive.health/covid19/en	21,202 2.9%
7. https://ca.thrive.health/	18,006 2.5%
8. https://surveys-enquetes.statcan.gc...qgse78e8cf6779d415b8a6ef8d26a95a87e	16,637 2.3%
9. http://www.bccdc.ca/about/news-storie...020/information-on-novel-coronavirus	12,230 1.7%
10. https://www.quebec.ca/en/health/health...virus/situation-coronavirus-in-quebec/	9,495 1.3%
11. https://emploisfp-psjobs.cfp-psc.gc....00?poster=1437722&toggleLanguage=en	9,349 1.3%
Total	726,220

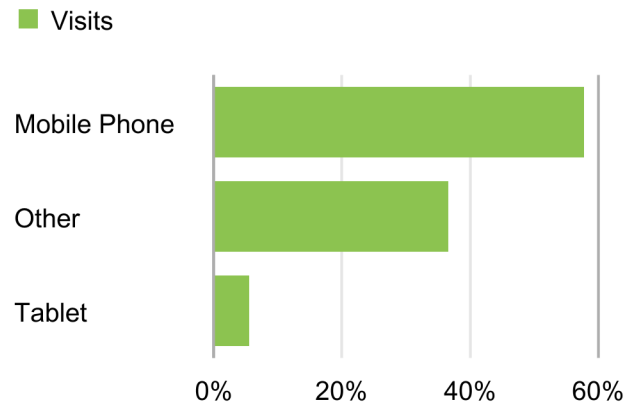
Countries Report

GC - Multiple Segments
Tue. 7 Apr. 2020

Countries	Visits
Canada	1,250,913 93.7%
United States	28,997 2.2%
India	11,528 0.9%
France	3,704 0.3%
United Kingdom	2,663 0.2%
Australia	2,262 0.2%
Germany	2,004 0.2%
Japan	1,550 0.1%
South Korea	1,488 0.1%
Philippines	1,468 0.1%
Mexico	1,268 0.1%
Hong Kong SAR of China	1,202 0.1%
Netherlands	1,171 0.1%
China	1,053 0.1%
Italy	979 0.1%
Brazil	853 0.1%
Spain	806 0.1%
Taiwan region	770 0.1%
Switzerland	763 0.1%
Viet Nam	748 0.1%
Belgium	692 0.1%
Morocco	664 0.0%
Pakistan	636 0.0%
Nigeria	571 0.0%
Bangladesh	564 0.0%
United Arab Emirates	534 0.0%
Algeria	514 0.0%
Colombia	482 0.0%
Malaysia	481 0.0%
New Zealand	460 0.0%
Total	1,335,611

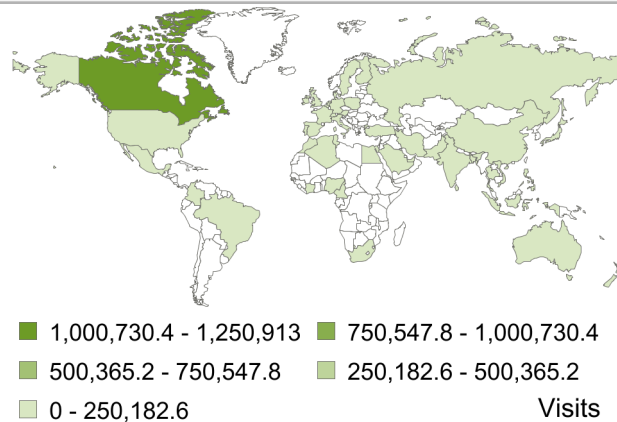
Devices

GC - Multiple Segments
Tue. 7 Apr. 2020



Countries Report

GC - Multiple Segments
Tue. 7 Apr. 2020



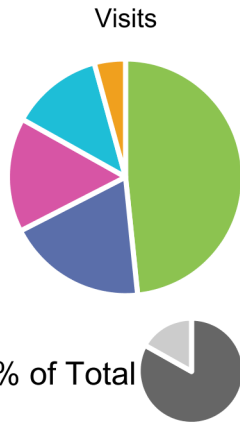
Regions Report (Canada)

GC - Multiple Segments

Tue. 7 Apr. 2020

Legend

- Ontario (Canada)
- Quebec (Canada)
- British Columbia (Canada)
- Alberta (Canada)
- Manitoba (Canada)
- Showing 83.0% of Total
- Remaining



Regions	Visits	
1. Ontario (Canada)	536,363	42.9%
2. Quebec (Canada)	211,502	16.9%
3. British Columbia (Canada)	173,620	13.9%
4. Alberta (Canada)	140,026	11.2%
5. Manitoba (Canada)	47,368	3.8%
6. Saskatchewan (Canada)	42,539	3.4%
7. Nova Scotia (Canada)	40,309	3.2%
8. New Brunswick (Canada)	33,306	2.7%
9. Newfoundland and Labrador (Canada)	15,619	1.2%
10. Prince Edward Island (Canada)	6,472	0.5%
11. Yukon Territory (Canada)	1,642	0.1%
12. Northwest Territories (Canada)	1,551	0.1%
13. Nunavut (Canada)	562	0.0%
Total	1,250,879	

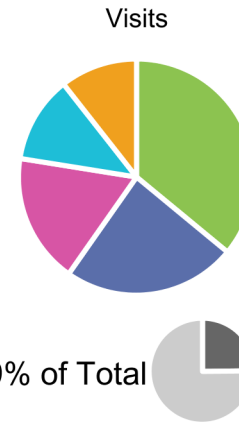
Cities Report

GC - Multiple Segments

Tue. 7 Apr. 2020

Legend

- Toronto (Ontario, Canada)
- Montreal (Quebec, Canada)
- Calgary (Alberta, Canada)
- Vancouver (British Columbia, Canada)
- Edmonton (Alberta, Canada)
- Showing 24.9% of Total
- Remaining



Cities	Visits	
1. Toronto (Ontario, Canada)	119,900	9.0%
2. Montreal (Quebec, Canada)	79,030	5.9%
3. Calgary (Alberta, Canada)	59,329	4.4%
4. Vancouver (British Columbia, Canada)	39,731	3.0%
5. Edmonton (Alberta, Canada)	35,179	2.6%
6. Winnipeg (Manitoba, Canada)	34,542	2.6%
7. Mississauga (Ontario, Canada)	29,607	2.2%
8. Brampton (Ontario, Canada)	28,983	2.2%
9. Ottawa (Ontario, Canada)	28,808	2.2%
10. Surrey (British Columbia, Canada)	25,255	1.9%
11. North York (Ontario, Canada)	20,719	1.6%
12. London (Ontario, Canada)	16,278	1.2%
13. Saskatoon (Saskatchewan, Canada)	15,796	1.2%
14. Etobicoke (Ontario, Canada)	14,602	1.1%
15. Halifax (Nova Scotia, Canada)	14,199	1.1%
16. Regina (Saskatchewan, Canada)	13,262	1.0%
Total	1,335,611	